

STRATUS™ SUPERSTRUCTURE

The Stratus™ Superstructure provides a secure and stable platform to anchor the Stratus unit, and has been specifically engineered to meet the loading, bending moment, and deflection specifications required by the Stratus units. The superstructure assembly consists of a central frame and four stabilizer struts, all of which are provided at maximum length and may be cut to fit your exact needs.

The struts are provided loose with the superstructure components, and must be assembled on-site, with the ideal configuration being one strut attached to each corner of the mounting plate at 45° from the horizontal and 90° from the edge of the mounting plate, as viewed from the bottom.

To save costs of materials and shipping, Stratus superstructures are provided in three versions — short, medium and tall. The mounting plate is the same size in all versions, and the frame and struts are of shorter or longer lengths to accommodate varying heights between the structural ceiling and finished ceiling. Please refer to the drawing with the dimensions most suitable for your particular installation.

Specific mounting requirements must be obtained from the engineer of record.

NOTE: To avoid interference issues, it is recommended that the superstructure be installed before any water piping, med gas piping, ductwork or conduit.

Figure 1.

Short Version
P/N 5820-A0-4210

MAXIMUM LOAD 1000 LBS.
MAX. BENDING MOMENT 4010 FT-LBS
MAXIMUM DEFLECTION OF SUPPORT STRUCTURE = 0.040"/ft.

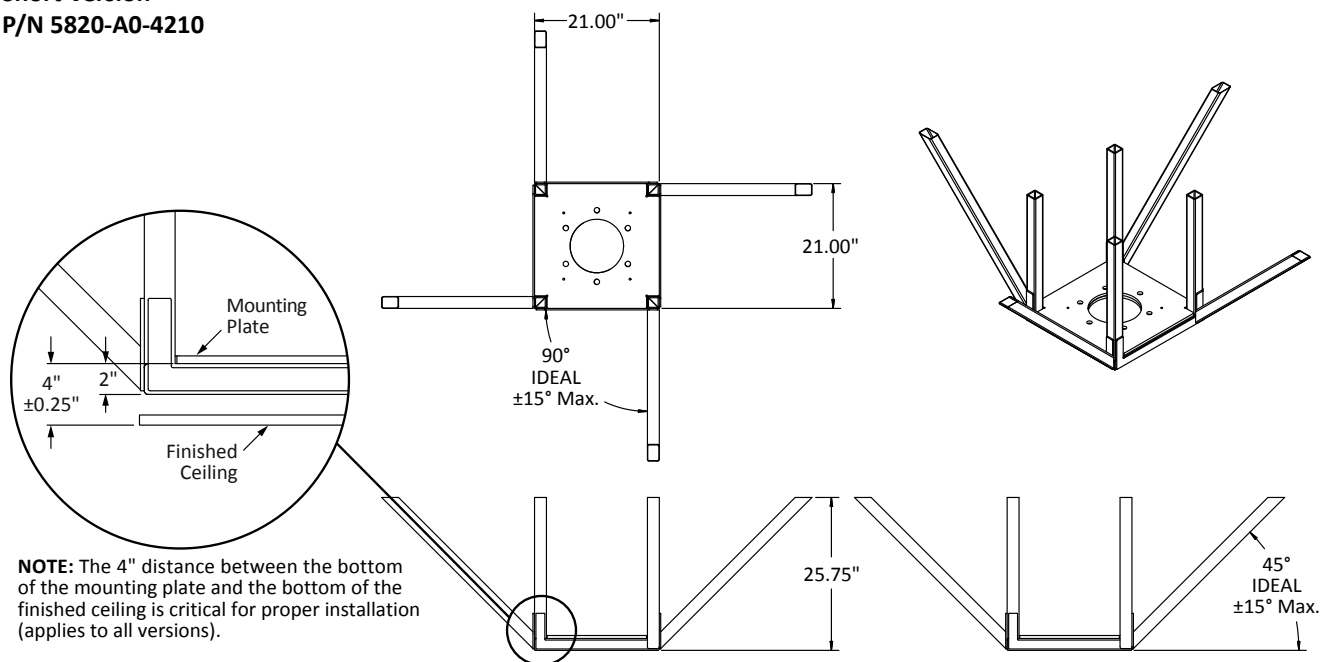
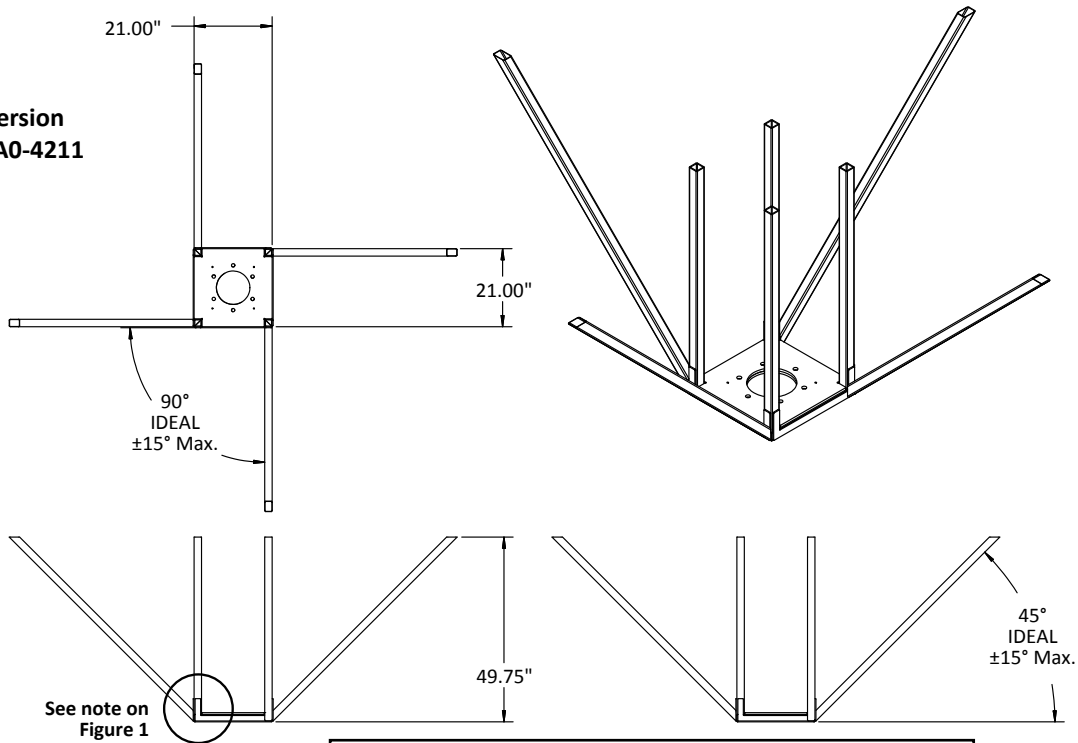
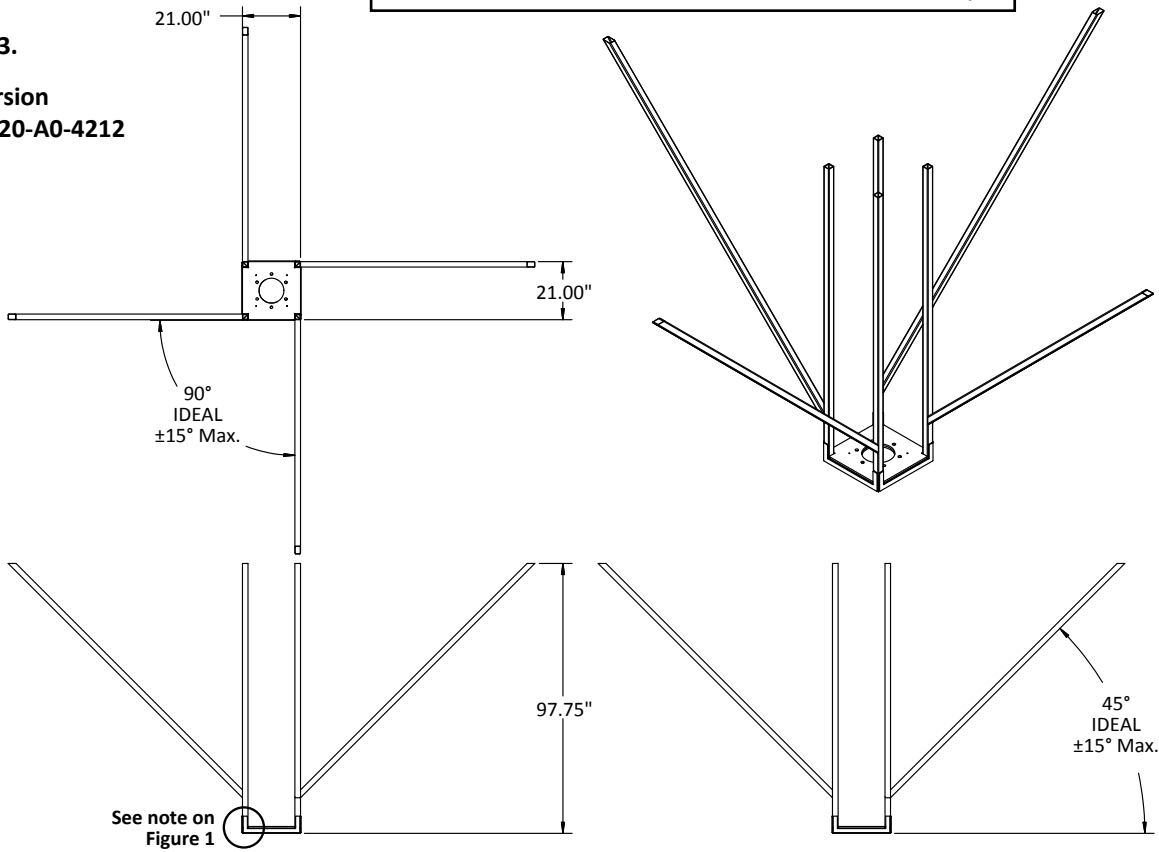


Figure 2.
Medium Version
P/N 5820-A0-4211



MAXIMUM LOAD 1000 LBS.
MAX. BENDING MOMENT 4010 FT-LBS
MAXIMUM DEFLECTION OF SUPPORT STRUCTURE = 0.040" /ft.

Figure 3.
Tall Version
P/N 5820-A0-4212



Modular Services Company
 109 NE 38th St. • Oklahoma City, OK 73105
 Tel: 800.687.0938 • Fax: 405.528.0368
 www.headwalls.com • info@headwalls.com